


**Model:** ELITE EVEN CREMA GRECIA

**Codes:** 100153006 - L241710611

**Group:** G-146

**Format:** 30X30X1

**Thickness:** 10 mm



### COMPOSITION

Composition	LIMESTONE
-------------	-----------

### RECOMMENDATIONS

Recommended adhesive	100201526 ONE-FLEX PREMIUM BLANCO
Recommended joint	No admite rejuntado
Recommended joint (wet area)	No Procede
Recommended adhesive (wet area)	No admite Adhesivo null





### ADDITIONAL NOTES

Smaller section of the piece
------------------------------

### TECHNICAL INFORMATION

Water absorption at atmospheric pressure	0.1-0.2%	UNE-EN 13755:2002*
Flammability	Clase A1f I/Clase A1	UNE-EN 13501-1:2007+A1:2010*
Frost resistance	2.8 MPa	UNE-EN 12371:2011*
Resistance to abrasion	22 mm	UNE-EN 14157:2005*
Use	REVESTIMIENTO	
Flexural strength	3.4 MPa	UNE-EN 12372:2007*
Slip resistance (dcof)	0.52	

### FEATURES

-  Product manufactured on a mesh that makes installation easier.
-  Material that stands out for having an asymmetrical surface.
-  Gloss-free
-  Material suitable for use on indoor walls.

### PACKING

Square meters	11.1111 ST/M2
Boxes	10 ST/CS
Sale unit	ST
Base unit	ST
Net weight	1.492 KG/ST
Gross weight	1.544 KG/ST